

Most Charitable States



Adam McCann, WalletHub Financial Writer

Nov 6, 2023

'Tis the season for giving, and the latest [World Giving Index](#) shows that United States rose to third place in 2022 after a significant decline in 2021 when it was ranked 19th among the most generous countries in the world. U.S. donors in 2022 gave nearly [\\$500 billion](#) to charity, with 64% of the funds coming directly from individuals, according to the National Philanthropic Trust.

Americans do more than just reach in their pockets to help others, though. They also contribute their time — and plenty of it. Nearly 61 million people [volunteer](#) in the U.S., serving a combined total of 4.1 billion hours per year, the equivalent of \$122.9 billion of service.

In the spirit of inspiring altruism, WalletHub determined the most charitable of the 50 states by comparing them across 19 key indicators of charitable behavior. Our data set ranges from the volunteer rate to the share of income donated to the share of sheltered homeless.

Want to give back instead of receiving this holiday season? Use WalletHub's [Charity Calculator](#) to help you determine how best to pitch in, depending on your resources and availability.

Table of Contents

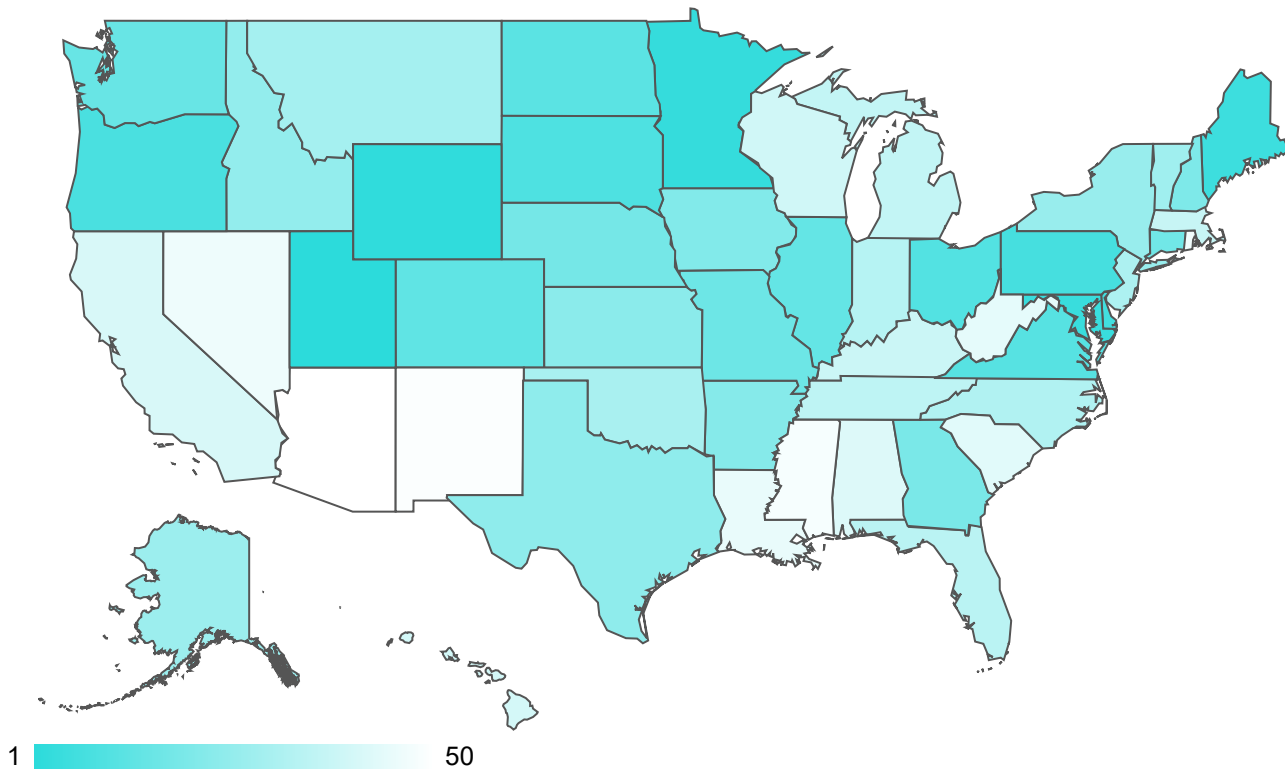
- [→ Main Findings](#)
- [→ Generosity of Red vs. Blue](#)
- [→ Ask the Experts](#)
- [→ Methodology](#)



Login

Sign Up

Main Findings



[EMBED ON YOUR WEBSITE](#)

Most Charitable States in America

Overall Rank*	State	Total Score	Volunteering & Service Rank	Charitable Giving Rank
1	Utah	69.65	4	5
2	Wyoming	69.21	1	10
3	Minnesota	67.66	3	11
4	Maryland	66.05	10	2
5	Maine	65.12	2	32



[Login](#)

[Sign Up](#)

Overall Rank* 	State	Total Score 	Volunteering & Service Rank 	Charitable Giving Rank 
7	Pennsylvania	62.46	14	8
8	Oregon	62.19	5	34
9	South Dakota	61.58	9	28
10	Ohio	60.76	13	17
11	Virginia	60.75	31	1
12	North Dakota	60.44	12	21
13	Colorado	60.04	21	12
14	Illinois	60.03	18	14
15	Washington	58.38	17	25
16	Missouri	58.24	19	23
17	Connecticut	58.22	25	16
18	Nebraska	58.06	6	48
19	Georgia	58.01	38	4
20	New Hampshire	57.96	11	37
21	Iowa	57.86	22	19
22	Arkansas	57.75	37	6
23	Kansas	57.29	24	26
24	Texas	56.91	32	15
25	Idaho	56.69	8	47
26	New York	56.69	40	3



[Login](#)

[Sign Up](#)

Overall Rank* 	State	Total Score 	Volunteering & Service Rank 	Charitable Giving Rank 
28	Vermont	56.07	23	30
29	Montana	55.06	15	43
30	Oklahoma	54.61	27	33
31	New Jersey	54.56	33	22
32	North Carolina	54.42	34	24
33	Indiana	54.19	16	44
34	Florida	53.82	41	13
35	Tennessee	53.81	30	35
36	Michigan	53.75	36	27
37	Massachusetts	53.72	42	9
38	Kentucky	52.84	29	41
39	Wisconsin	52.78	35	29
40	Hawaii	52.73	26	42
41	California	51.99	50	7
42	Alabama	50.99	44	18
43	South Carolina	50.80	39	36
44	West Virginia	50.69	28	49
45	Louisiana	47.73	45	38
46	Nevada	47.59	46	39
47	Rhode Island	46.79	49	40
48	Mississippi	45.16	47	46



[Login](#)

[Sign Up](#)

Overall Rank* ↕	State	Total Score ↕	Volunteering & Service Rank ↕	Charitable Giving Rank ↕
49	New Mexico	44.90	48	45
50	Arizona	41.82	43	50

*No. 1 = Most Charitable

With the exception of "Total Score," all of the columns in the table above depict the relative rank of that state, where a rank of 1 represents the best conditions for that metric category.

An In-Depth Look at the Top States for 2024

Utah

Utah is the most charitable state, boasting the highest volunteer rate at 40.7% and the most volunteer hours per capita at 39.42 hours. The state has a high population of religiously devout individuals, and these spiritual beliefs provide the foundation for Utah's philanthropy. Our study found Utah residents to be the most financially generous out of all the states, donating 3.89% of their income to help those in need. Plus, more than half of the Beehive State's population donates their time to a good cause. The Utah Nonprofits Association even invites nonprofits to nominate their star volunteers to receive the "Hearts & Hands Award" during their annual Philanthropy Day celebration, highlighting their dedication to supporting their community.

Wyoming

Wyoming is the second-most charitable state overall, with an impressive 39.2% volunteer rate, which is the second-highest in the country. When you consider that the state is the least populated in the nation, it may not be surprising to learn that it excels at providing many charitable giving options on a per-resident basis. For example, Wyoming has the third-highest number of Feeding America food banks per 1 million residents and the most charities at 47.41 charities per capita. In addition, residents and businesses unite each year for WyoGives Day, raising millions of dollars to support those in need within their communities.

Minnesota

Minnesota is the third most charitable state, with residents living up to the cultural stereotype of "Minnesota nice" through charitable giving and volunteering. It has the third-highest volunteer rate at 35.5% and grants graduation credits to high school students for service-learning or community service to encourage volunteerism at a young age. In addition, the Minnesota Credit Union Network takes the idea of people helping people to the next level with their statewide CU Forward



[Login](#) [Sign Up](#)

various charitable organizations. With that in mind, it comes as little surprise to find that 53% of Minnesota residents donate their time to charity, the second-highest percentage in our study.



Volunteer Rate

Highest

1. Utah
2. Wyoming
3. Minnesota
4. Maine
5. South Dakota

Lowest

- T-45. Hawaii
- T-45. New Mexico
47. Alabama
48. California
49. Nevada
50. Florida

Best State vs. Worst State: 3x Difference

Utah vs. Florida



% of Donated Income



[Login](#)

[Sign Up](#)

T-1. Arkansas

46. Rhode Island

T-1. Utah

47. New Hampshire

3. South Dakota

48. Alaska

4. Wyoming

49. Maine

5. Georgia

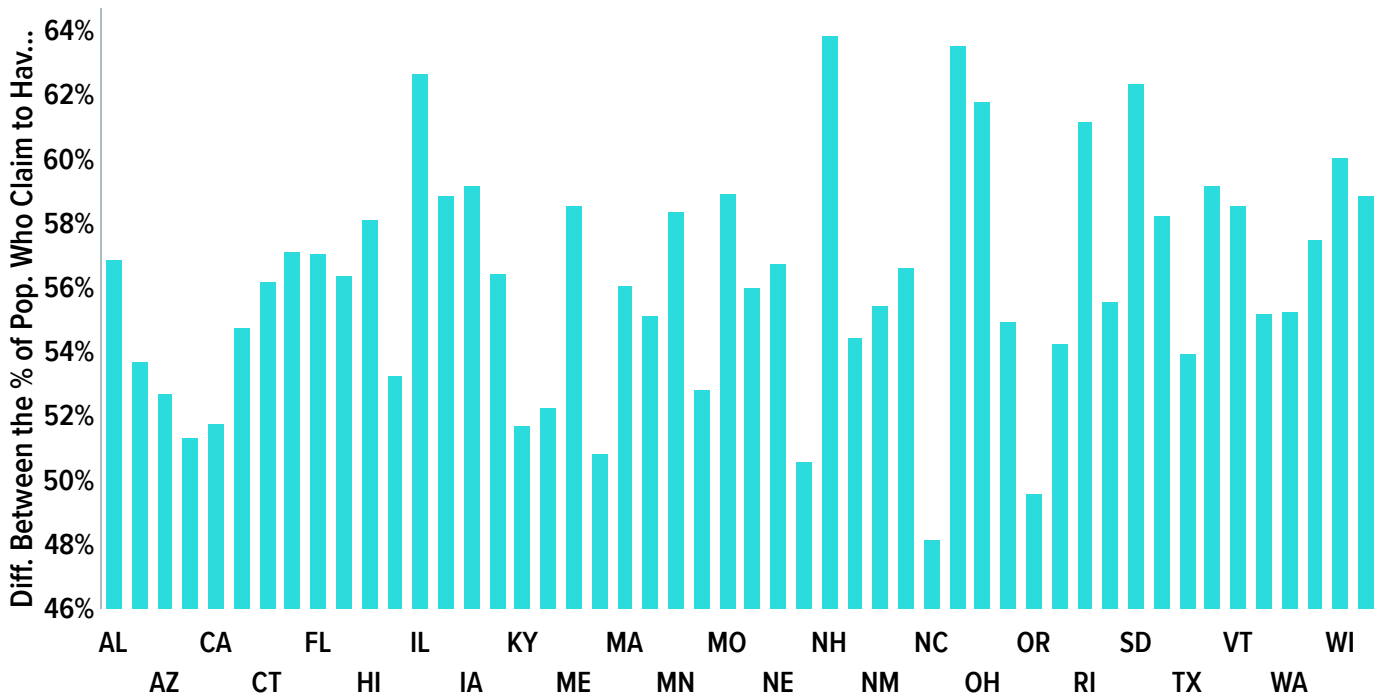
50. West Virginia

Best State vs. Worst State: 6x Difference

Arkansas vs. West Virginia

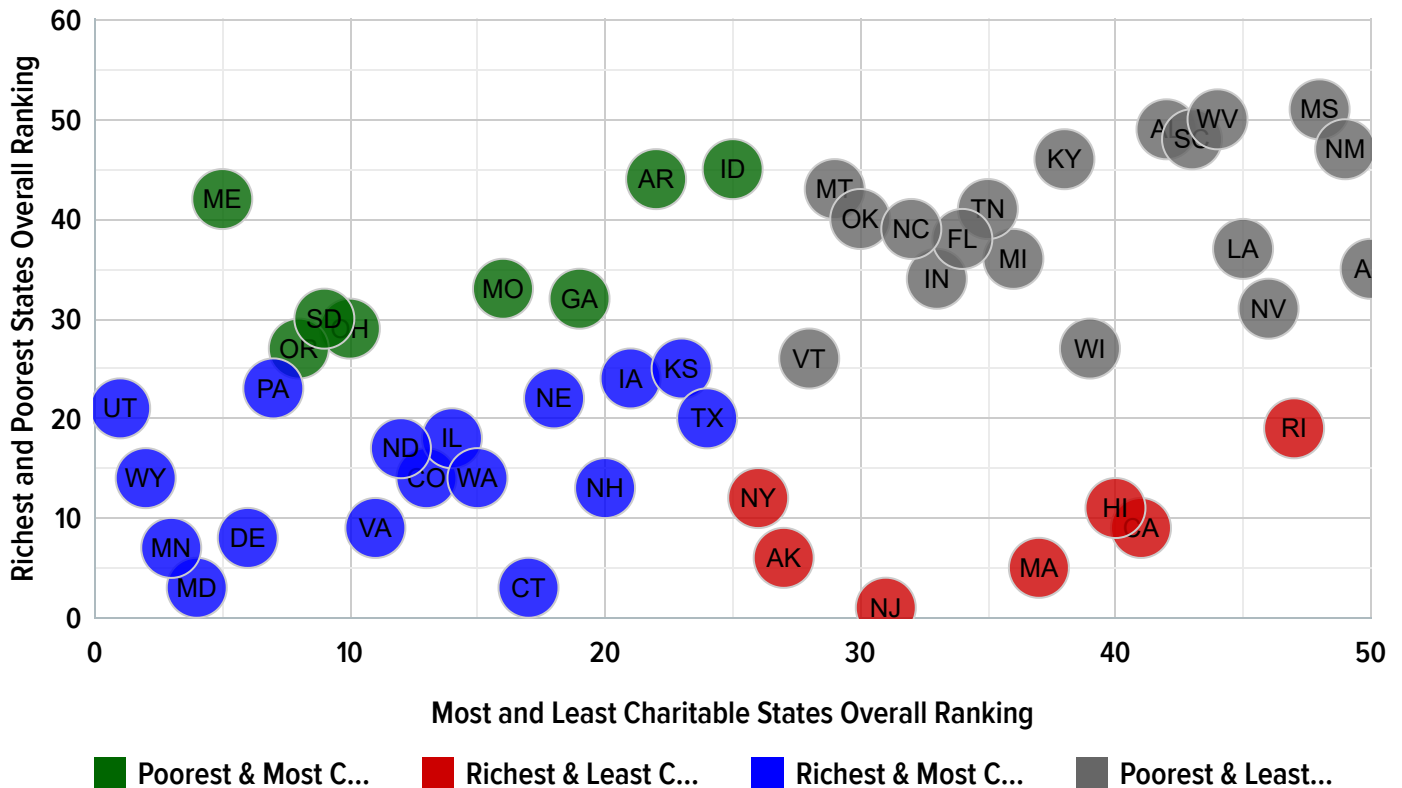
[Show More](#)

Difference Between the Percent of Population Who Claim to Have Donated Money and the Percent of Taxpayers Who Donated Money to Charity



[EMBED ON YOUR WEBSITE](#)

[Login](#) [Sign Up](#)



[EMBED ON YOUR WEBSITE](#)

Note: A rank of 1 on the “Most and Least Charitable States Overall Ranking” axis refers to the most charitable state, while a rank of 1 on the “Richest and Poorest States Overall Ranking” axis refers to the richest state.

Generosity of Red vs. Blue

Ask the Experts

Not all charities are created equal. Choosing among them — in addition to deciding whether to give money, time or both and how much — can be a challenge. To help donors plan ahead and to provide insight on various charity issues, we asked a panel of experts to share their thoughts on the following key questions:

1. What are the biggest challenges facing U.S.-based charities in the current economic environment?
2. What percentage of income should households donate to charity?
3. What advice do you have for choosing the right charity?
4. Do you believe charities should face increased regulations and scrutiny in order to reduce



[Login](#) [Sign Up](#)

5. Should all non-profits be able to receive tax-deductible contributions regardless of their mission?

Randall Horton

Ph.D. – Professor of English – University of New Haven and Executive Director, Radical Reversal

[READ MORE >](#)

Gordon Shockley

Ph.D., M.M., M.A. – Associate Professor, Social Entrepreneurship; Director, Master in Nonprofit Leadership & Management – Arizona State University

[READ MORE >](#)

Matthew Zarit

Assistant Professor, Department of Nonprofit Management, Empowerment and Diversity Studies; Advisor, Student Nonprofit Alliance at Slippery Rock University

[READ MORE >](#)

Christina Dickerson Dockins

Ph.D. – Adjunct Instructor, Nonprofit Leadership Studies, Organizational Communication and Leadership – Murray State University

[READ MORE >](#)

Jeffrey M. Bowen

MNO, CFRE – College Lecturer in Organizational Leadership, Maxine Goodman Levin School of Urban Affairs, Levin College of Public Affairs and Education – Cleveland State University

[READ MORE >](#)

Liz Livingston Howard

Clinical Professor and Executive Director, Center for Nonprofit Management, Kellogg School of Management – Northwestern University

[READ MORE >](#)

More Experts >



[Login](#) [Sign Up](#)

Methodology

In order to determine the most philanthropic states, WalletHub compared the 50 states across two key dimensions, “Volunteering & Service” and “Charitable Giving.”

We evaluated those dimensions using 19 key metrics, which are listed below with their corresponding weights. Each metric was graded on a 100-point scale, with a score of 100 representing the “most charitable.”

Finally, we determined each state’s weighted average across all metrics to calculate its overall score and used the resulting scores to rank-order the states.

Volunteering & Service – Total Points: 50

Volunteer Rate: Full Weight (~4.17 Points)

Volunteer Retention Rate: Full Weight (~4.17 Points)

Volunteer Hours per Capita: Triple Weight (~12.50 Points)

Community-Service Requirement for High School Graduation: Full Weight (~4.17 Points)

Share of Population Who Do Favors for Their Neighbors: Full Weight (~4.17 Points)

Amount of Money that People Would Lend Their Neighbors in Need: Full Weight (~4.17 Points)

Share of Population Collecting/Distributing Food: Full Weight (~4.17 Points)

Share of Population Collecting/Distributing Clothes: Full Weight (~4.17 Points)

Share of Population Fundraising or Selling Items to Raise Money: Full Weight (~4.17 Points)

Share of Population Who Engage in General Labor (Supply Transportation for People): Full Weight (~4.17 Points)

Charitable Giving – Total Points: 50

Share of Income Donated: Double Weight (~11.11 Points)

Note: “Income” refers to aggregate gross income.

Share of Population Donating Time: Full Weight (~5.56 Points)

Note: “Donors” refers to the share of the population who claim to have donated time.

Share of Population Donating Money: Full Weight (~5.56 Points)

Note: “Donors” refers to the share of taxpayers who donated money to charity and the percentage of the population who claim to have donated money.



[Login](#)

[Sign Up](#)

charities include “churches, hospitals, qualified medical research organizations affiliated with hospitals, schools, colleges and universities.” They do not include private foundations, most of which do not engage in “the direct operation of charitable programs.” However, religious organizations were included in the data for the following reasons: 1) the available data does not differentiate between secular charities and religious organizations, and 2) many donors and volunteers consider their contributions to such entities as “charitable giving.”

Top-Rated Charities per Capita: Half Weight (~2.78 Points)

Charity Regulations: Full Weight (~5.56 Points)

Google Search Interest for “Charitable Donations”: Full Weight (~5.56 Points)

Note: This metric measures the real intent of the population to find information using the following search terms: “volunteer”, “non profit organizations”, “charity”, “charitable donations” and “charitable organizations”. “Real intent” is measured using the average monthly search volumes for those specific terms.

‘Feeding America’ Food Banks per Capita: Full Weight (~5.56 Points)

Share of Sheltered Homeless: Full Weight (~5.56 Points)

Sources: Data used to create this ranking were collected from the U.S. Census Bureau, Education Commission of the States (ECS), Harbor Compliance, U.S. Department of Housing and Urban Development, The Internal Revenue Service, Feeding America, Windows USA, AmeriCorps, GreatNonprofits, Google Ads and Gallup.

Supporting Video Files:

[YouTube - National \(for web embedding\)](#)

[YouTube - Utah \(for web embedding\)](#)

[Raw video files \(for editing into clips\)](#)

Was this article helpful?

Yes

No

Expert Commentary

WalletHub experts are widely quoted. [Contact our media team](#) to schedule an



Login

Sign Up

 [Cite this article](#)

[< PREVIOUS ARTICLE](#)

[NEXT ARTICLE >](#)

WalletHub's Proprietary 100-point Credit Card Rating System

Best Places to Go for Thanksgiving

Related Content

States with the Most Underprivileged Children

Best & Worst Cities for People with Disabilities

Best & Worst Cities for Wallet Fitness

Most Caring Cities in America (2024)

Best Charities

Best Offers



Best Credit Cards

Best Checking Accounts

Best Savings Accounts

Best Travel Credit Cards

Best Cash Back Credit Cards

Best Business Credit Cards

Best Airline Credit Card

Best Balance Transfer Credit Cards



[Login](#) [Sign Up](#)

Free Credit Data



Credit Score Data



Popular Content



Important Disclosures

Disclaimer: Editorial and user-generated content is not provided or commissioned by financial institutions. Opinions expressed here are the author's alone and have not been approved or otherwise endorsed by any financial institution, including those that are WalletHub advertising partners. Our content is intended for informational purposes only, and we encourage everyone to respect our [content guidelines](#). Please keep in mind that it is not a financial institution's responsibility to ensure all posts and questions are answered.

Ad Disclosure: Certain offers that appear on this site originate from [paying advertisers](#), and this will be noted on an offer's details page using the designation "Sponsored", where applicable. Advertising may impact how and where products appear on this site (including, for example, the order in which they appear). At WalletHub we try to present a wide array of offers, but our offers do not represent all financial services companies or products.

Reach Top WalletFitness



[Login](#) [Sign Up](#)

CREDIT CARDS

PERSONAL LOANS

CAR INSURANCE

TOOLS

CREDIT SCORE

BANKING

PROS

DIRECTORIES

ABOUT

[About Us](#)

[Media](#)

[Jobs](#)

[Contact Us](#)

[Studies & Reports](#)

HELP

[FAQ](#)

[Feedback](#)

[Add Your Business](#)

[Accessibility](#)

WALLETHUB AWARDS

[2024 Best Awards](#)

[Editorial Policy](#)

[Rating Methodologies](#)

LEGAL

[Terms](#)



[Login](#)

[Sign Up](#)

[Your Privacy Choices](#)

[California Collection Notice](#)

[Cookie Policy](#)

[Content Guidelines](#)

2008 - 2024 © Evolution Finance, Inc.

All Rights Reserved.